

TOTAL ARRIVALS

189,343*
persons

AVERAGE ARRIVALS per day since start of 2014

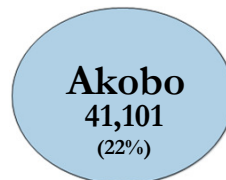
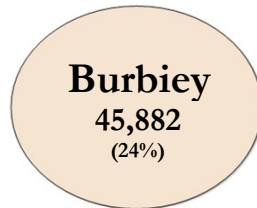
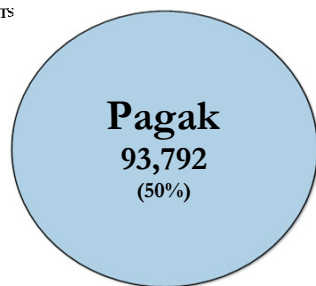
715
persons

AVERAGE ARRIVALS per day since last week

98
persons

Breakdown by entry points

New ARRIVALS BY ENTRY POINTS



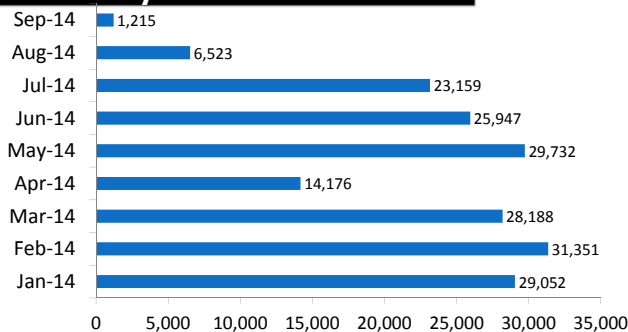
Others

Mataar 4,961
Raad 1,966
Wanke 1,274
Pugnido 367

TOTAL ARRIVALS

189,343
persons

Arrivals by Month



Arrivals Relocation Statistics

TOTAL ARRIVALS

189,343
Persons

Missing for Relocation



12,353**
(7%)

TOTAL RELOCATED to camps

157,570
(83%)

AWAITING RELOCATION to camps

19,420
(10%)

Burbiey (in transit at Mataar) = 7,812
Akobo (in transit at Mataar) = 3,298
Pagak = 5,843***
Pamdong = 2,467

*- This figure does not include the old caseload of 46,362 South Sudanese refugees registered pre 15th December 2013 [Breakdown: Pugnido = 42,904; Okugo = 3,855]

* - In addition to 189,343 South Sudanese refugees in Gambella region, there are 8,185 refugees at the camps in Assosa [Breakdown: Pre 15th Dec 2013 = 6,165; Post 15th Dec 2013 = 2,020]

** - Interviews with some refugees indicate that those with large livestock herds as well as traders and other categories were unwilling to move from border entry locations.

*** - Approx 6,750 new arrivals are awaiting registration at Pagak entry point.