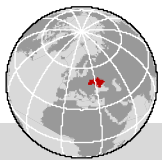


Ukraine: Internally Displaced People

- 3 July 2015



Total Ukrainians seeking asylum or other forms of stay in neighbouring countries only:
353,500
568,400

POLAND
3,700
57,700

SLOVAKIA
20
N/A

HUNGARY
60
5,900











ROMANIA
60
1,600

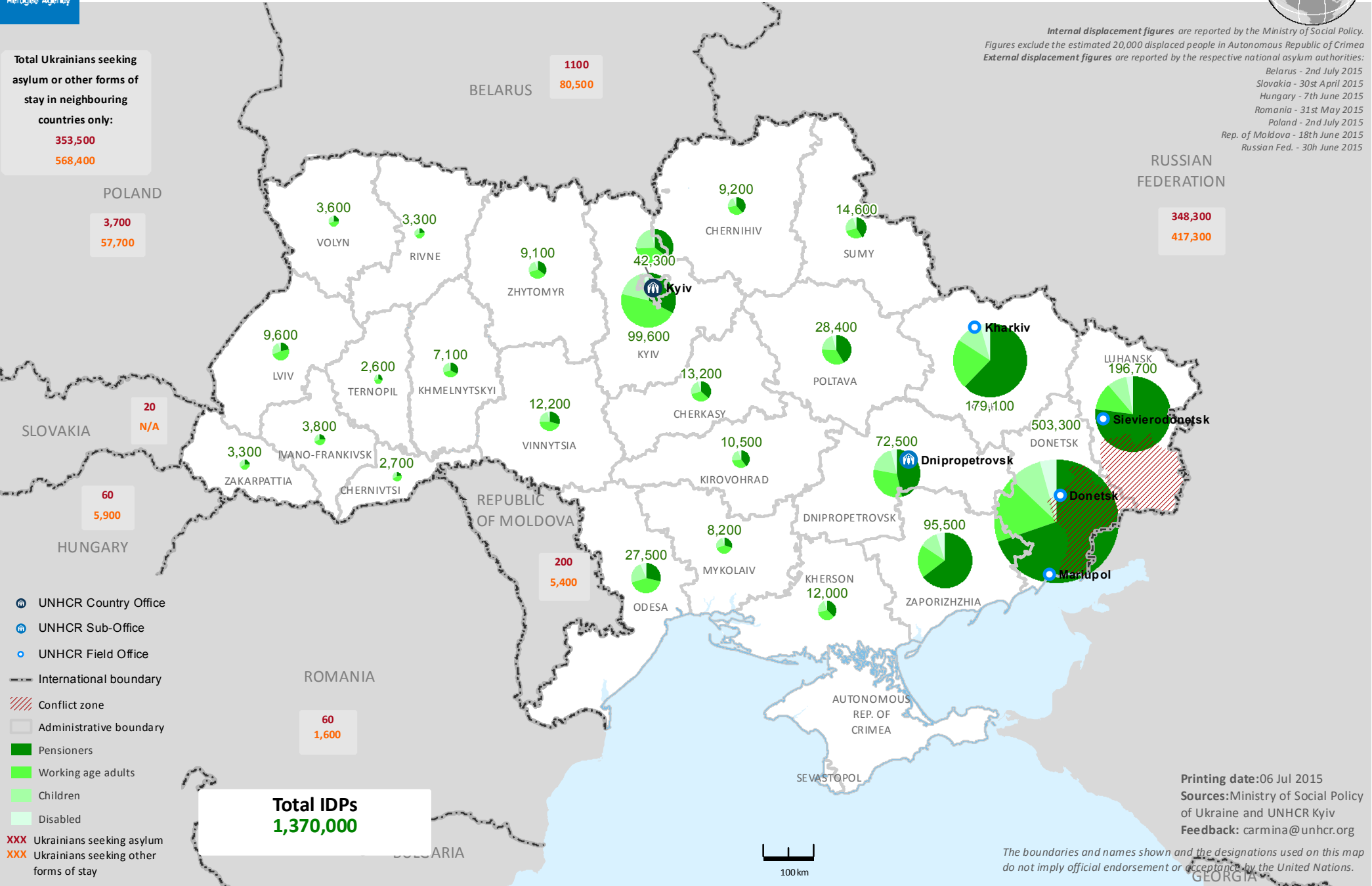
BELARUS
1100
80,500

RUSSIAN FEDERATION
348,300
417,300

Total IDPs
1,370,000

XXX Ukrainians seeking asylum
XXX Ukrainians seeking other forms of stay

-  UNHCR Country Office
-  UNHCR Sub-Office
-  UNHCR Field Office
-  International boundary
-  Conflict zone
-  Administrative boundary
-  Pensioners
-  Working age adults
-  Children
-  Disabled



Internal displacement figures are reported by the Ministry of Social Policy. Figures exclude the estimated 20,000 displaced people in Autonomous Republic of Crimea. External displacement figures are reported by the respective national asylum authorities:
 Belarus - 2nd July 2015
 Slovakia - 30st April 2015
 Hungary - 7th June 2015
 Romania - 31st May 2015
 Poland - 2nd July 2015
 Rep. of Moldova - 18th June 2015
 Russian Fed. - 30h June 2015

Printing date: 06 Jul 2015
 Sources: Ministry of Social Policy of Ukraine and UNHCR Kyiv
 Feedback: carmina@unhcr.org

The boundaries and names shown and the designations used on this map do not imply official endorsement or acceptance by the United Nations.

