

KEY POPULATION STATISTICS

5.50M

TOTAL REFUGEES, ASYLUM-SEEKERS AND IDPS

143,179

ETHIOPIA REFUGEES AND ASYLUM-SEEKERS IN NEIGHBOURING COUNTRIES

68,503

OCT 20 TO MAR 22 BREAKDOWN

1,187*

NEW ARRIVALS IN MAR 2022

* Source: UNHCR operations/proGres v4. Figures susceptible to further updates upon verification and registration in following months.

4.51M

INTERNALLY DISPLACED PERSONS IN ETHIOPIA

844,589

REFUGEES AND ASYLUM-SEEKERS HOSTED IN ETHIOPIA

BY AGE AND GENDER*



Children (below 18 yrs) **33%**



Women and Children **60%**



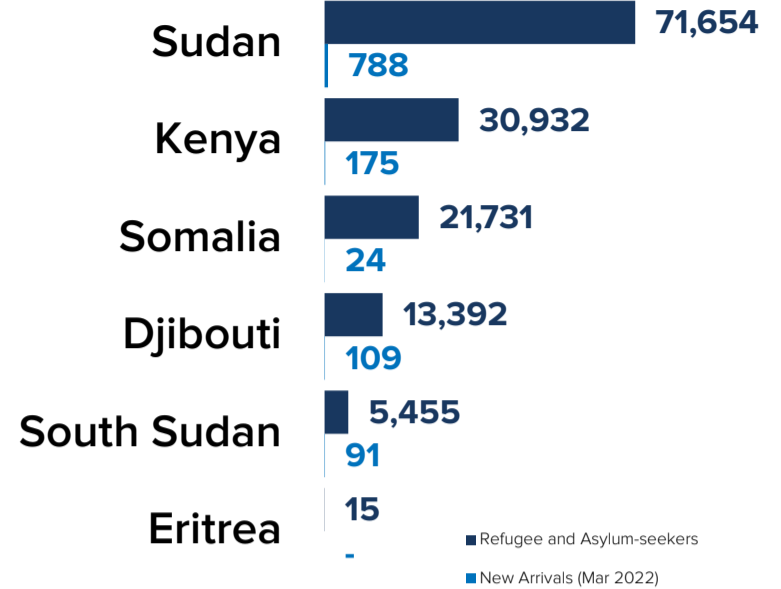
Adults (18-59 yrs) **61%**



Elderly (above 60 yrs) **6%**

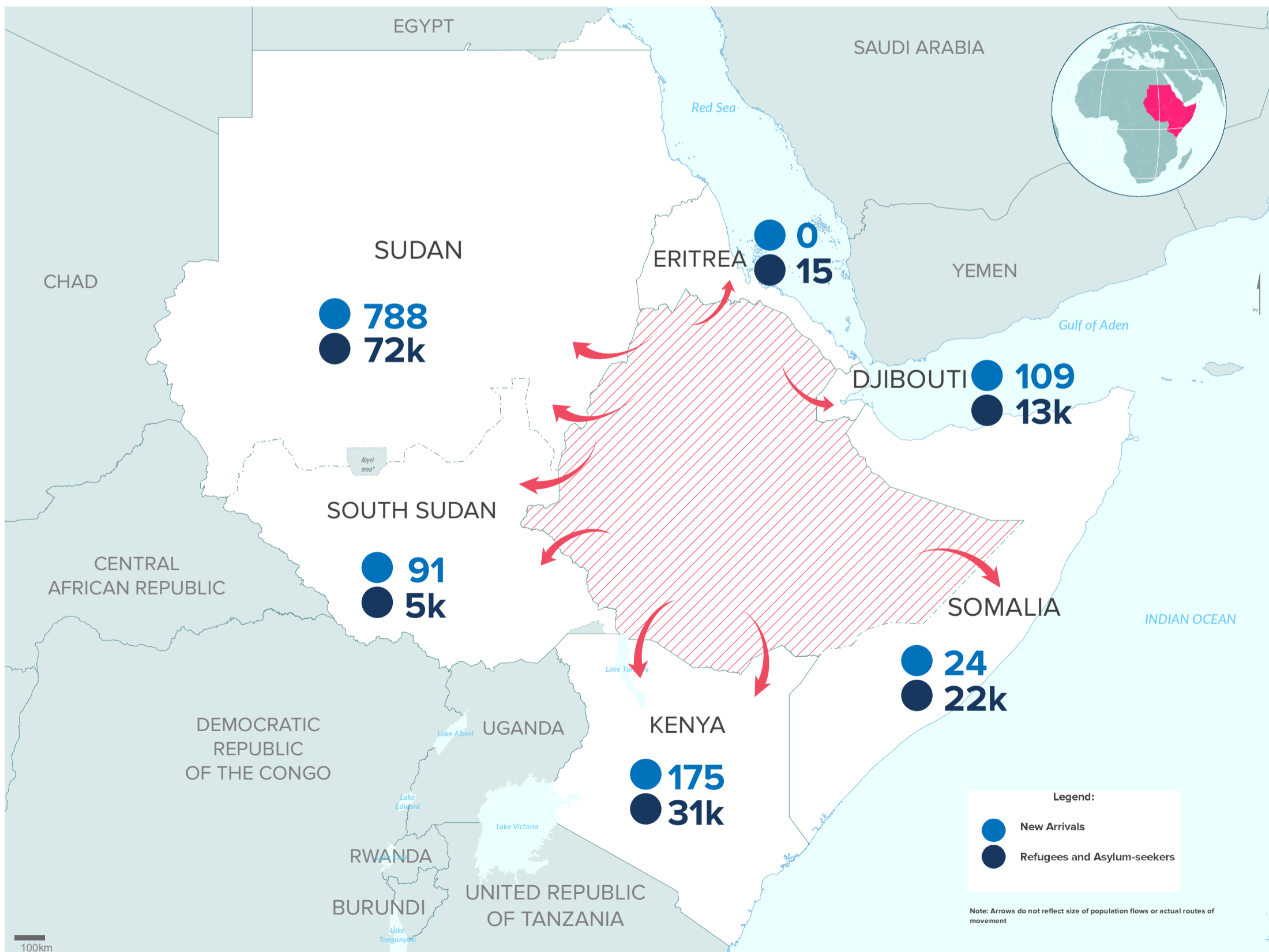
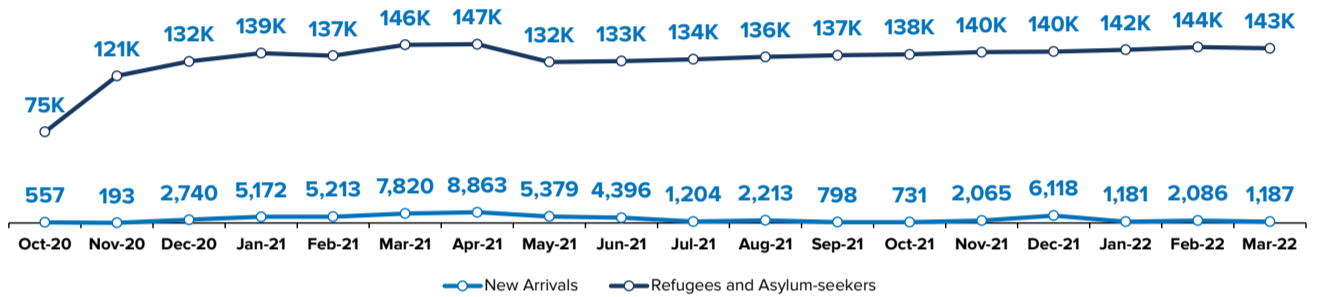
*percentages from UNHCR's 2020 Annual Statistics Report

BY COUNTRY OF ASYLUM



■ Refugee and Asylum-seekers
■ New Arrivals (Mar 2022)

ETHIOPIAN PoCs DISPLACEMENT TRENDS Oct 20 to Mar 22



The boundaries and names shown and the designations used on this map do not imply official endorsement or acceptance by the United Nations. Final boundaries between the Republic of Sudan and the Republic of South Sudan and Somalia and Ethiopia have not yet been determined. Final status of the Abyei area is not yet determined.

Creation date: 04 May 2022 Sources: Geographic data: UNCS. Population statistics: UNHCR Monthly Statistical Reports 31 March 2022 or latest available. Statistics should be considered provisional and subject to change.

Author: UNHCR Regional Bureau for East and Horn of Africa and Great Lakes Feedback: DIMAEHAGL@unhcr.org