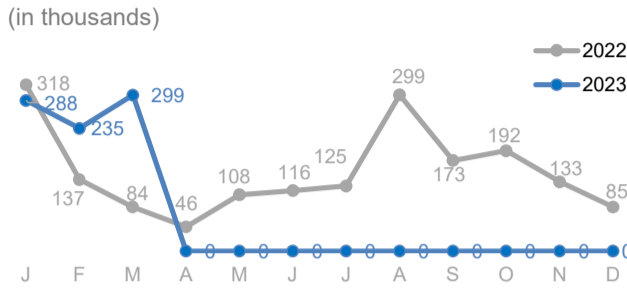


View the interactive dashboard here: <http://prmn-somalia.unhcr.org/>

TOTAL DISPLACEMENTS

299,000 in March
822,000 (Jan - Dec 2023)
1,816,000 (Jan - Dec 2022)

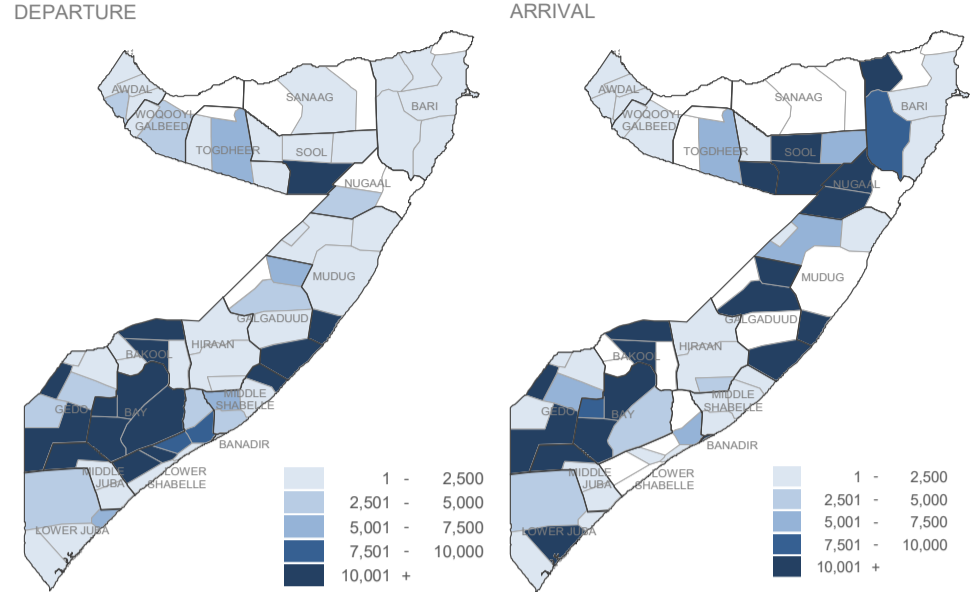
The UNHCR-led PRMN, implemented in partnership with NRC, has reported 299,000 new cases of internal displacements in March 2023. Out of these, 132,600 were caused by floods, 57,000 were due to conflict or insecurity, 101,000 were related to drought and 8,000 were displaced due to other reasons.



BY REGION (Jan - Dec 2023)

DEP	ARR
Hiraan	1,810 4,050
Lower Shabelle	59,450 6,060
Middle Shabelle	29,410 6,280
Gedo	137,090 153,900
Bay	117,300 93,600
Bari	1,450 52,950
Lower Juba	11,990 15,800
Galgaduud	103,050 156,860
Mudug	83,400 31,500
Bakool	42,850 35,320
Sanaag	740 1,210
Middle Juba	14,700 18,670
Banadir	280 82,810
Awdal	5,660 1,790
Togdheer	7,430 40,970
Sool	197,930 40,140
Nugaal	4,290 79,600
Woq. Galbeed	3,560 880

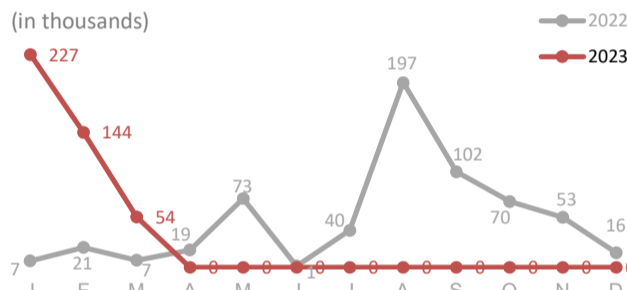
BY DISTRICT (Jan - Dec 2023)



CONFLICT / INSECURITY DISPLACEMENTS

57,000 in March
429,000 (Jan - Dec 2023)
607,000 (Jan - Dec 2022)

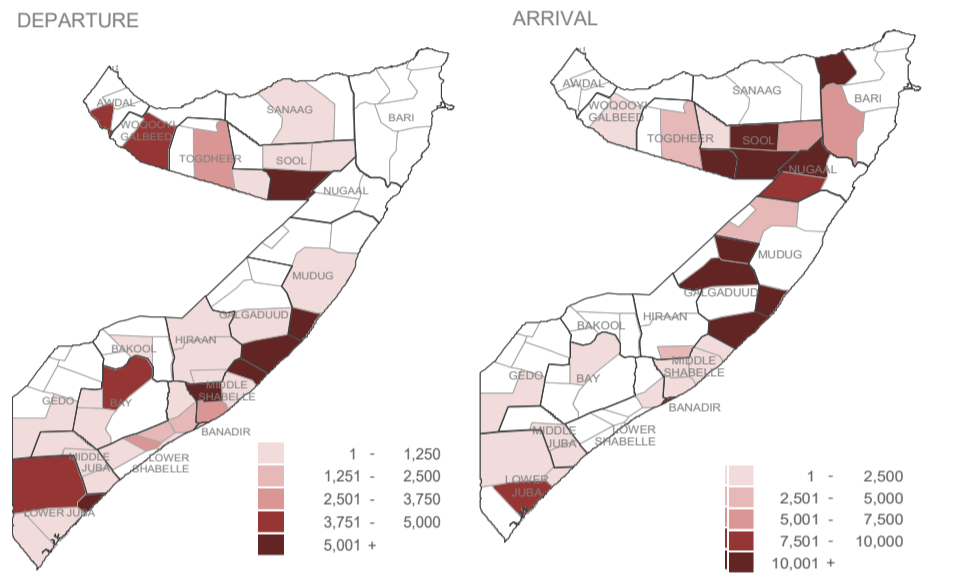
Major displacements in March occurred in Sool (38,302) and Lower Juba (5,431) regions particularly due to military offensive activities.



BY REGION (Jan - Dec 2023)

DEP	ARR
Lower Shabelle	9,010 470
Bay	3,740 1,080
Galgaduud	94,500 148,310
Gedo	140 150
Bakool	10 10
Lower Juba	9,000 9,250
Sool	191,240 37,120
Sanaag	10 900
Middle Juba	360 50
Togdheer	3,310 37,260
Mudug	81,530 29,710
Banadir	250 33,570
Middle Shabelle	27,880 5,250
Hiraan	690 2,870
Bari	50,830 50,830
Nugaal	71,790 71,790
Awdal	3,860 3,860
Woq. Galbeed	3,530 470

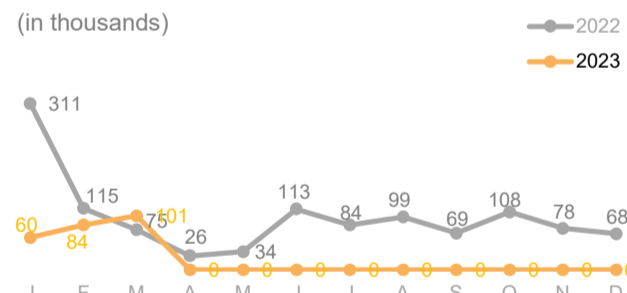
BY DISTRICT (Jan - Dec 2023)



DROUGHT RELATED DISPLACEMENTS

101,000 in March
245,000 (Jan - Dec 2023)
1,179,000 (Jan - Dec 2022)

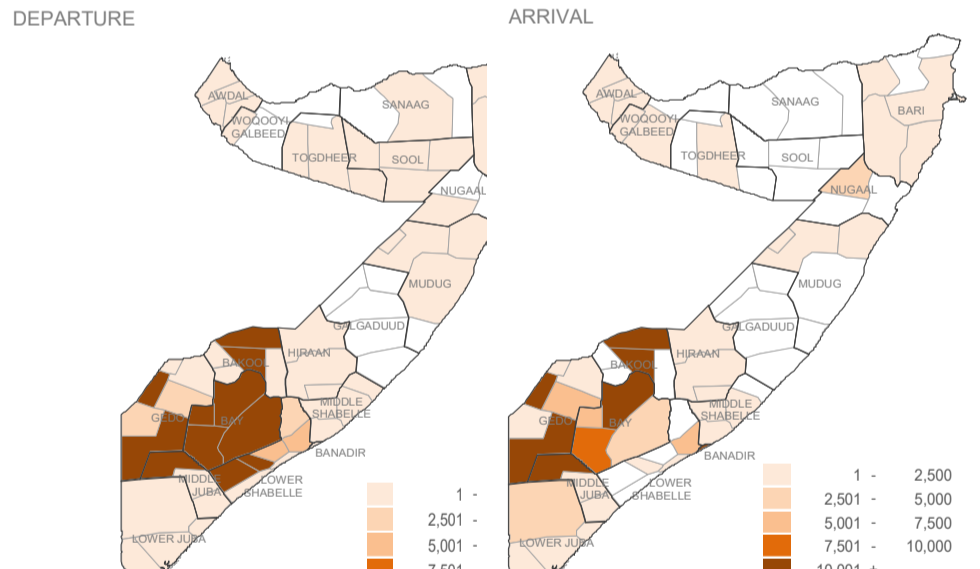
The highest displacements in March owing to drought were recorded in Bay (33,348), Lower Shabelle (24,125) Gedo (19,087) and Bakool (10,067) regions.



BY REGION (Jan - Dec 2023)

DEP	ARR	
Bay	89,370 68,850	
Bari	1,380 1,850	
Sanaag	730 310	
Bakool	41,600 34,230	
Awdal	1,630 1,630	
Sool	2,520 2,520	
Gedo	35,260 51,920	
Lower Shabelle	50,440 5,590	
Mudug	550 470	
Togdheer	2,270 910	
Hiraan	1,120 1,170	
Nugaal	20 3,540	
Lower Juba	2,950 6,480	
Woq. Galbeed	30 410	
Middle Juba	13,940 17,920	
Banadir	30 49,050	
Middle Shabelle	1,530 1,020	
Galgaduud		

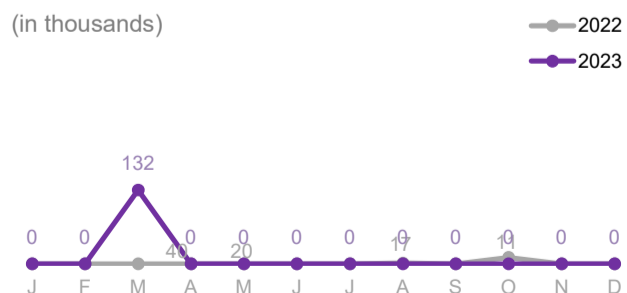
BY DISTRICT (Jan - Dec 2023)



FLOOD DISPLACEMENTS

132,600 in March
132,600 (Jan - Dec 2023)
13,100 (Jan - Dec 2022)

The highest displacements in March owing to floods were recorded in Gedo (94,110) and Bari (24,340) regions



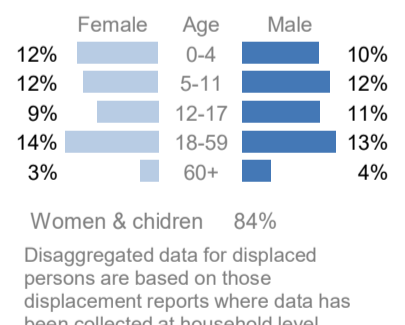
BY REGION (Jan - Dec 2023)

DEP	ARR	
Hiraan		
Lower Shabelle		
Middle Shabelle		
Gedo	94,110 94,240	
Lower Juba		
Bari	70 70	
Mudug	1,310 1,310	
Banadir		
Middle Juba	130 130	
Galgaduud	8,550 8,550	
Bakool		
Bay	22,340 22,340	
Awdal	140 140	
Sool		
Woq. Galbeed		
Sanaag		
Togdheer	1,680 1,680	
Nugaal	4,270 4,270	

PRIORITY NEED ON ARRIVAL (March 2023 in %)

DEP	Water	Food	Shelter	Health	Protection	Transport	Other
Awdal	13	1	5				81
Bakool	99		1				
Banadir	28						71
Bari	16		82				2
Bay	100						
Galgaduud				100			
Gedo	26			72			1
Hiraan				61	1		38
Lower Juba	98			1			1
Lower Shabelle	15						56
Middle Juba	100						
Middle Shabelle	97	3					
Mudug	2		1	35		4	58
Nugaal	2	9	90				
Sanaag	19	37		31			14
Sool	5			83			12
Togdheer	60			34	1		5
Woq. Galbeed	45	15					41

AGE & GENDER (2023)



NEED

Food	Protection
Water	Livelihood
Shelter	Humanitarian Aid
Health	Transport
Other	

About PRMN

The PRMN (Protection & Return Monitoring Network) is a UNHCR-led project which identifies and reports on displacements (including returns) of populations in Somalia. The network also identifies and reports on protection risks and incidents underlying such movements. Only figures collected by PRMN are reported above. Not all displacements in Somalia are captured. This dashboard should be read in conjunction with the Notes on PRMN Methodology (<https://data2.unhcr.org/en/documents/details/53888>) which outline the approach and certain limitations. The figures shown are for numbers of individuals and are based on interviews with key informants and/or displaced households at destination (unless otherwise noted). Further information and datasets available on request use contact below.



UNHCR is grateful for the generous contributions of donors who have directly contributed to the UNHCR Somalia operation in 2023

