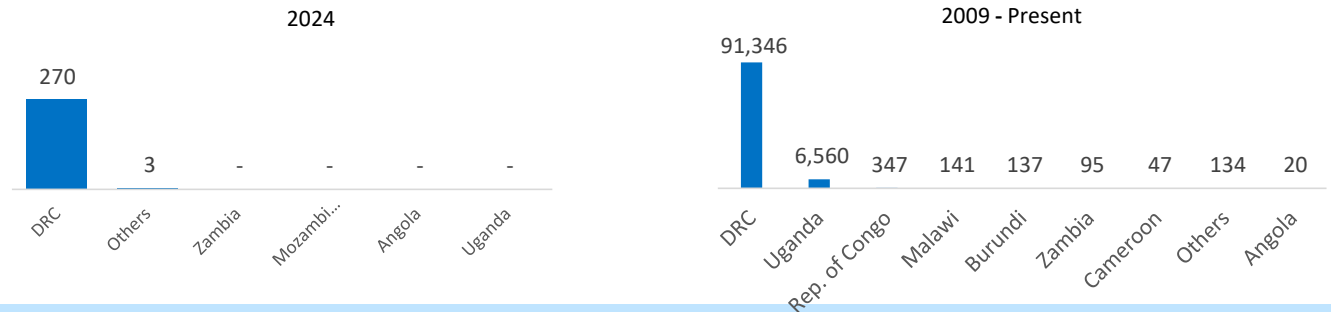
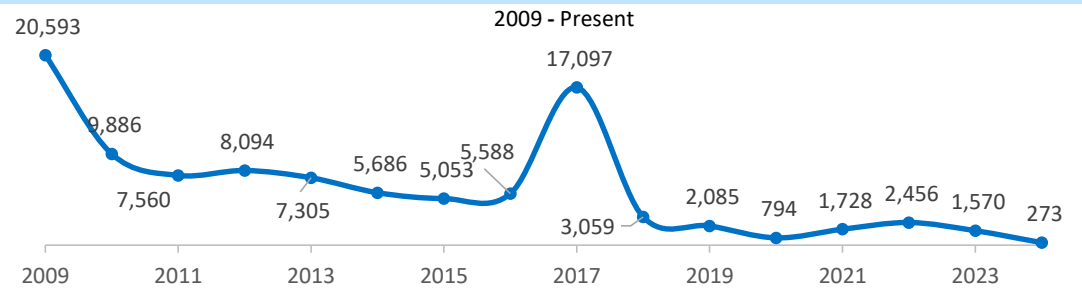
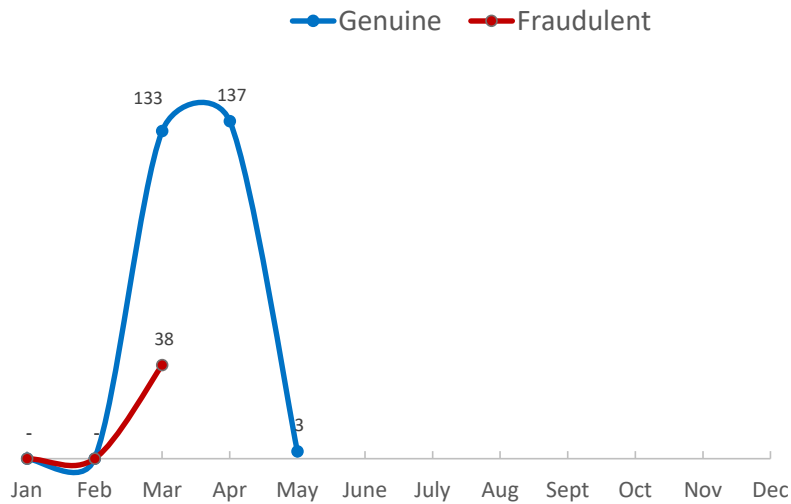


3	MAY 2024
273	YTD 2024
98,827	2009 - PRESENT
3,463,770	1994 - PRESENT


TRENDS

DISTRICT OF RETURN	YTD	%	2009 - PRESENT	%
Karongi	3	1%	11,873	12%
Musanze	12	4%	8,903	9%
Nyabihu	51	19%	5,735	6%
Rutsiro	6	2%	12,388	13%
Nyamasheke	1	0%	5,622	6%
Rubavu	110	40%	7,797	8%
Ngororero	9	3%	7,969	8%
Rusizi	27	10%	4,286	4%
Others	54	20%	34,254	35%


YTD CASE LOAD


*April - The verification of Fraudulent cases is still pending.

